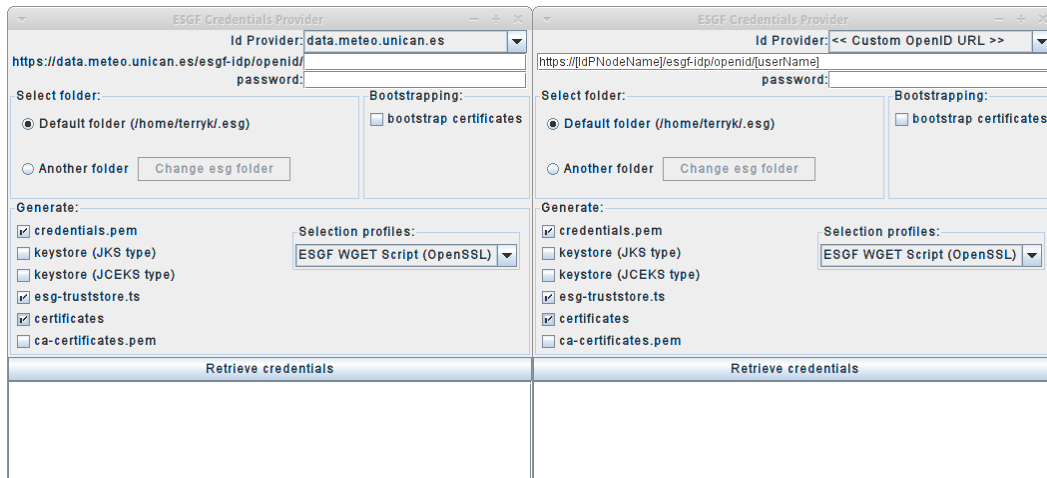


Table of Contents

What is esgf-getCredentials?	2
Getting started	2
Pre-requisites	2
Download	2
Run it	2
Command line UI Guide	2
Graphic UI Guide	3
Setting user	4
Setting output files	5
Advanced options	5
Retrieve credentials	6
Developers Guide	7
Github	7
Architecture	7

What is esgf-getCredentials?

A tool to retrieve user credentials from ESGF. It have one graphic interface and another command line interface.



Getting started

Pre-requisites

JDK or OpenJDK 6 and upper versions

Download

Download the jar -> [getESGFCredentials-0.1.jar](#) 476.4 KB new

[Other versions..](#)

Run it

Go to download target directory:

- In Windows:
 - Open ESGFToolsUI-v0.8.jar
- Command-line interpreter:

```
java -jar ESGFToolsUI-v0.8.jar
```

Command line UI Guide

1. Command line help

```
$ java -jar getESGFCredentials-0.0.2.jar --help
esgf-getcredentials.

Usage:
esgf-getcredentials
esgf-getcredentials (-o <openid> | --openid <openid>) [options]
esgf-getcredentials (-h | --help)
esgf-getcredentials --version
```

```
Options:
-o <openid> --openid <openid> OpenID endpoint from where myproxy information can be gathered.
-p --password <password> OpenID passphrase.
--output <path> Path of folder where the retrieved certificates will be stored[default: /home/terryk/.es
-w --writeall Generate all credentials files. The files generated are the same files generated with o
-b --bootstrap To bootstrapping certificates in myproxy service.
--credentials Write user certificate and private key in pem format.
--cacertspem Write trust CA certificates in pem format.
--cacertsjks Write trust CA certificates in JKS keystore format.
--cacerts Write trust CA certificates in a folder.
--keystorejks Write JKS keystore file. This keystore contains certificate, certificate chain and priva
--keystorejceks Write JCEKS keystore file. This keystore contains certificate, certificate chain and pr
-d --debug Turn debugging info on.
-h --help Show this screen.
--version Show version.
```

1. ESGF WGET Script case

```
java -jar getESGFCredentials-0.0.2.jar -o <openid> -p <password> --credentials --cacerts --cacertsjks
```

1. ESGF WGET Script case (GNU TLS)

```
java -jar getESGFCredentials-0.0.2.jar -o <openid> -p <password> --credentials --cacertspem --cacertsjks
```

1. ToolsUI case

```
java -jar getESGFCredentials-0.0.2.jar -o <openid> -p <password> --keystorejks --cacertsjks
```

1. Aria2 case

```
java -jar getESGFCredentials-0.0.2.jar -o <openid> -p <password> --credentials --cacertspem
```

1. ESGFToolsUI case

```
java -jar getESGFCredentials-0.0.2.jar -o <openid> -p <password> --credentials
```

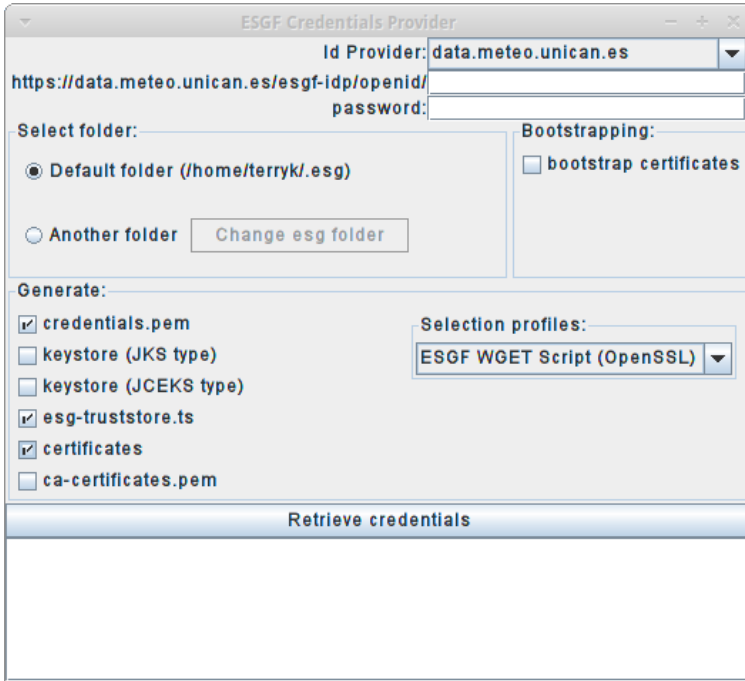
1. NETCDF DAP case

```
java -jar getESGFCredentials-0.0.2.jar -o <openid> -p <password> --credentials --cacerts --cacertspem --output <path>
```

Graphic UI Guide

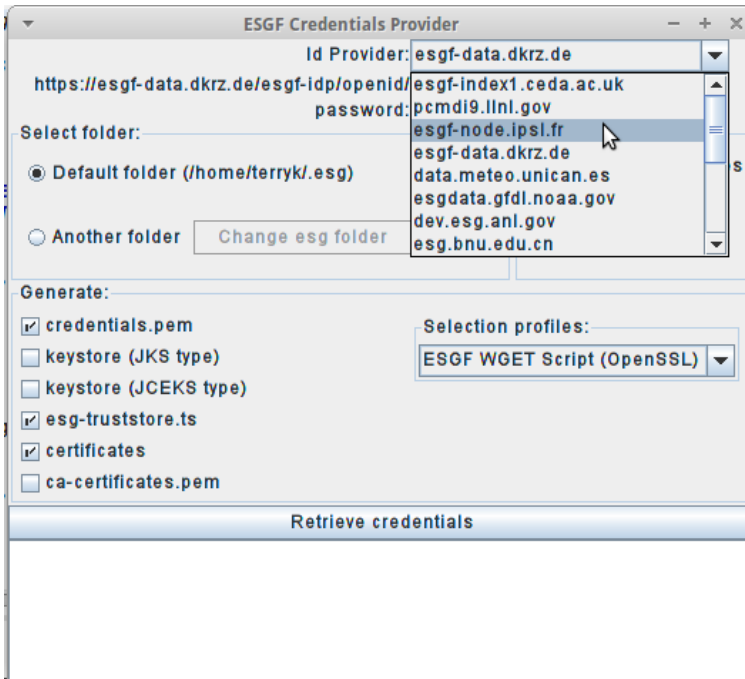
- In Windows:
 - Open getESGFCredentials-0.0.2.jar
- In Linux
 - In shell:

```
java -jar getESGFCredentials-0.0.2.jar
```

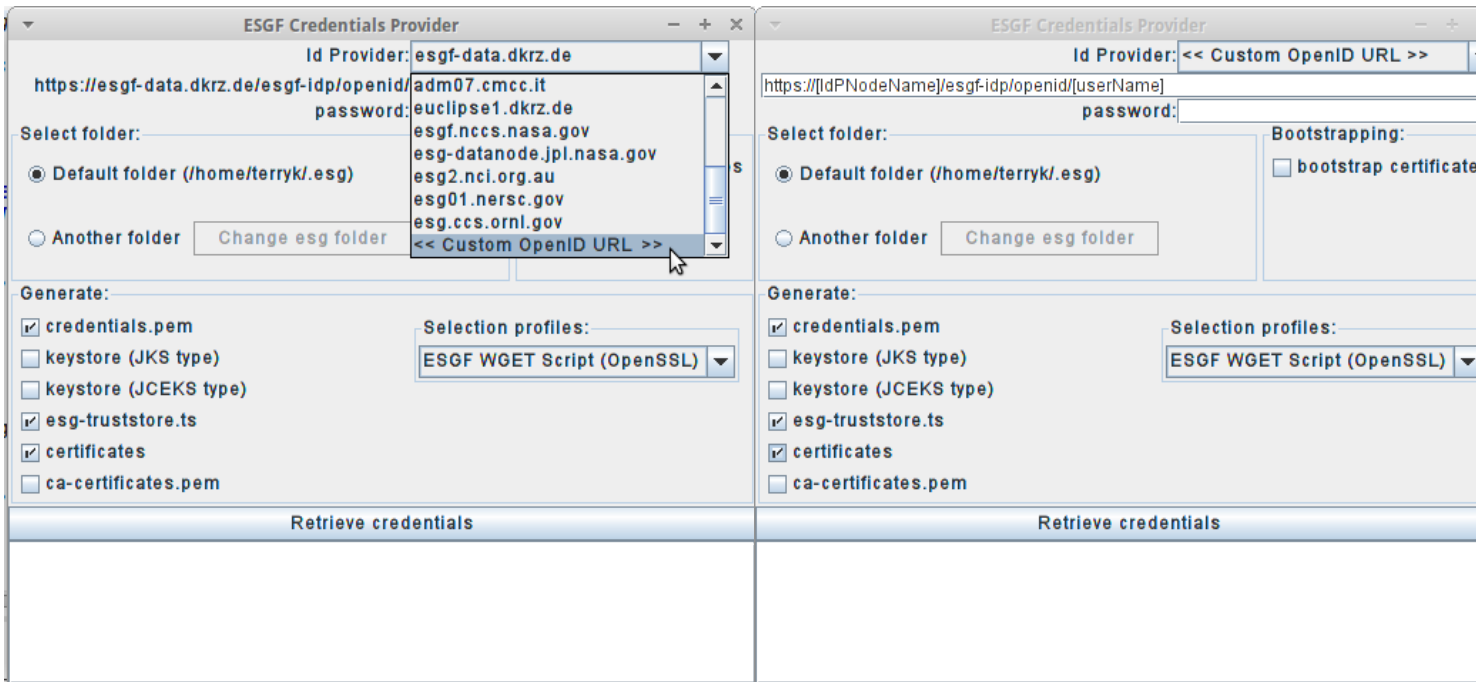


Setting user

You can select your IdP provider in the top drop-down list



If your IdP provider isn't in the list of providers. Select "Custom OpenID URL", with this option the GUI interface change to be able write OpenID URL's [BR?](#)



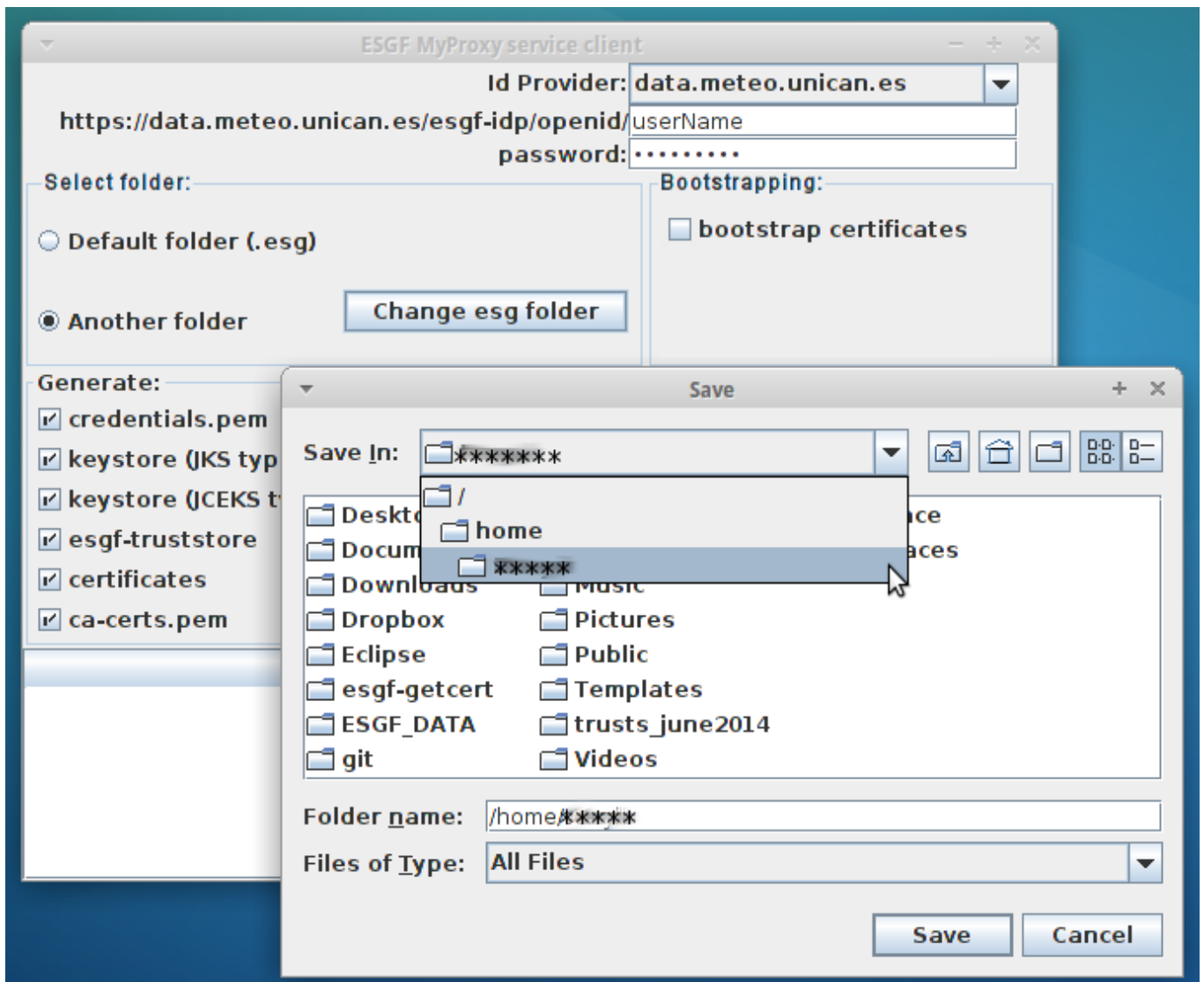
Setting output files

You can select in "Generate" section what output files will be generated in the output folder.

credentials.pem	It's a pem file that contains the x509 user certificate and the RSA private key
keystore (JKS type)	It's a keystore in format JKS which is build with user cert, cert chain and private key
keystore (JCEKS type)	It's a keystore in format JCEKS which is build with user cert, cert chain and private key
esgf-truststore.ts	CA's certificates in keystore in format JKS
certificates	CA's certificate files and policy files in a folder
ca-certificates.pem	CA's certificates in pem format

Advanced options

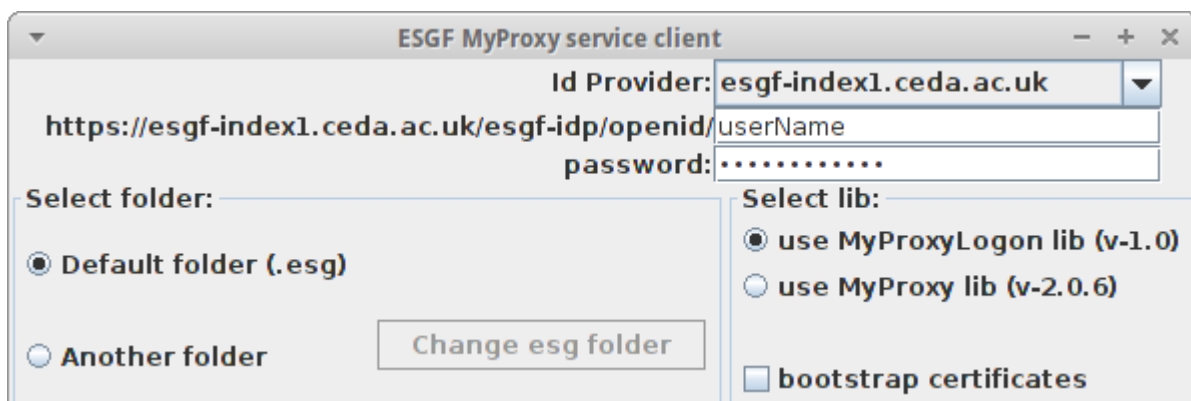
- 1. You can bootstrap the certificates. For that, select the check box "bootstrap certificates" in "Select Lib" section
- 1. You can change the output folder. The default is \$USER_HOME/.esg



1. You can download a multilib myproxy version to select it in the "Select Lib" section

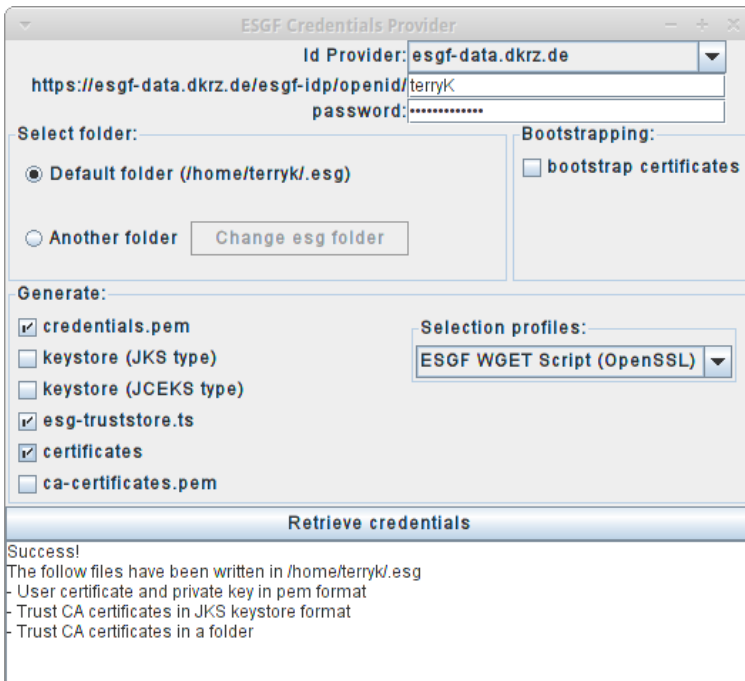
- MyProxyLogon lib v1.0
- MyProxy lib v2.0.6

MultiLib jar -> [getESGFCredentialsMultLib-0.1.jar](#) 2.3 MB new

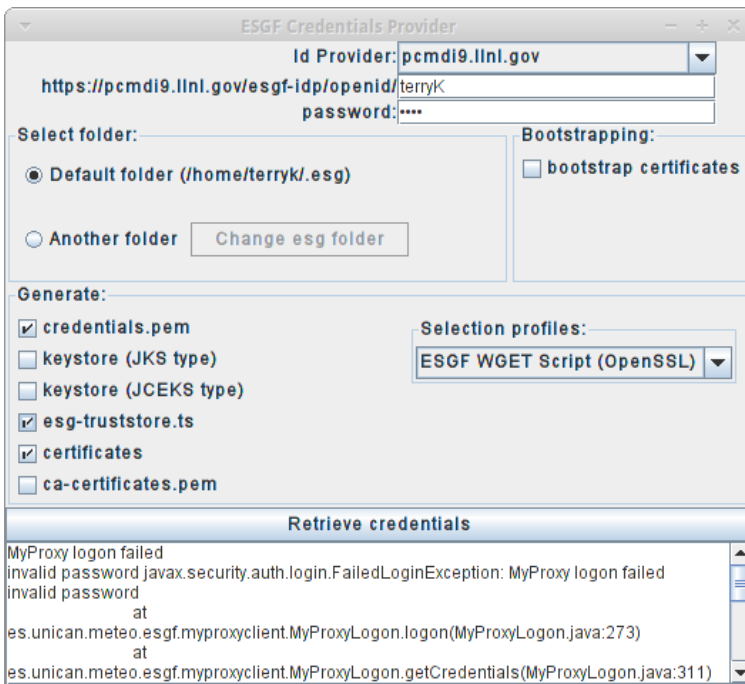


Retrieve credentials

Click on "retrieve credentials" button. If all goes well a success message is shown



However, if some error happens then the error is showed in the box below



Developers Guide

Github

[?https://github.com/SantanderMetGroup/esgf-getcredentials](https://github.com/SantanderMetGroup/esgf-getcredentials)

Architecture